
























## Shellharbour parkrun # 127 - 26/11/2016






Pos	parkrunner	Time	Age Cat	Age Grade	Gender	Pos	Club	Note	Total Runs
1	Aaron MURPHY	20:00	SM30-34	64.83 %	M	1		PB stays at 00:19:09	29 
2	Gary JACOBSON	20:22	VM50-54	73.00 %	M	2		First Timer!	170  
3	Ben CRONIN	20:57	VM35-39	62.93 %	M	3		First Timer!	50 
4	James WILSON	21:05	VM35-39	63.32 %	M	4	Kembla Joggers AC	PB stays at 00:18:31	64 
5	John TILDEN	21:15	SM20-24	60.71 %	M	5		PB stays at 00:20:57	18
6	Josh O'DEA	21:44	SM20-24	59.59 %	M	6	Kembla Joggers AC	First Timer!	4
7	Nikita ROMANKIN	21:46	JM11-14	66.62 %	M	7		PB stays at 00:19:51	57 
8	Dean BOYTON	21:48	VM45-49	65.06 %	M	8	Kembla Joggers AC	PB stays at 00:20:37	184   
9	Peter BERRY	21:54	VM40-44	62.79 %	M	9	Kembla Joggers AC	PB stays at 00:20:22	26
10	Patrick MCPHILLIPS	21:56	VM45-49	66.19 %	M	10	Kembla Joggers AC	PB stays at 00:19:04	68 
11	Teresha MOXHAM	22:00	VW35-39	67.95 %	F	1	Kembla Joggers AC	PB stays at 00:20:24	141 
12	Chris LLEWELLYN	22:03	VM40-44	63.34 %	M	11		PB stays at 00:19:49	61 
13	Ray HOBSON	22:07	VM50-54	67.22 %	M	12		PB stays at 00:21:08	140 
14	Levi RANDLE	22:08	JM11-14	65.51 %	M	13		PB stays at 00:20:50	25 
15	Dylan GRIFFITHS	22:08	JM10	71.31 %	M	14		New PB!	79 
16	Ruby MCPHILLIPS	22:51	JW11-14	69.88 %	F	2	Kembla Joggers AC	PB stays at 00:21:25	46 
17	Craig SAKEY	22:58	VM55-59	66.91 %	M	15	Kembla Joggers AC	PB stays at 00:21:14	120 
18	Connor MCCANN	23:10	JM10	68.13 %	M	16		PB stays at 00:21:45	21 
19	Duarte NORONHA	23:11	VM45-49	61.61 %	M	17		PB stays at 00:21:36	33
20	Russell HARVEY	23:18	VM50-54	64.31 %	M	18		PB stays at 00:22:08	61  
21	Luis GONCALVES	23:27	VM40-44	59.56 %	M	19		PB stays at 00:22:08	87 
22	Shane SZAKACS	23:30	VM40-44	58.51 %	M	20	Kembla Joggers AC	PB stays at 00:22:49	65 

Pos	parkrunner	Time	Age Cat	Age Grade	Gender	Pos	Club	Note	Total Runs
23	Rick PATZOLD	23:34	VM50-54	63.08 %	M	21		PB stays at 00:22:48	69
24	Mick GOODHEW	23:37	VM45-49	60.97 %	M	22		PB stays at 00:22:34	34
25	Rafael MORIANA	23:49	VM55-59	66.20 %	M	23	Kembla Joggers AC	PB stays at 00:21:03	91
26	Robert SCIBERRAS	23:51	VM50-54	63.87 %	M	24	Kembla Joggers AC	PB stays at 00:22:23	136
27	Jacob PRINCE	23:59	SM20-24	53.79 %	M	25		PB stays at 00:21:42	50
28	Peter PIKE	24:04	VM50-54	61.77 %	M	26		New PB!	87
29	Derek EDWARDS	24:07	VM50-54	62.13 %	M	27	Nowra Athletics Club	PB stays at 00:22:54	92
30	India AKONNAH	24:10	JW11-14	67.38 %	F	3		PB stays at 00:22:23	31
31	Kerry HOLLAND	24:11	VM60-64	66.30 %	M	28		PB stays at 00:22:27	120
32	Cheyne NISBET	24:21	VM35-39	55.24 %	M	29		New PB!	3
33	Veronika ROMANKIN-ARNDT	24:26	VW50-54	69.44 %	F	4		PB stays at 00:23:43	108
34	Gary GRIFFITHS	24:32	VM35-39	54.08 %	M	30		PB stays at 00:22:56	70
35	John MINTOFF	24:38	VM45-49	58.46 %	M	31	Kembla Joggers AC	PB stays at 00:20:09	140
36	Anthony PALERMO	24:41	VM40-44	56.58 %	M	32		First Timer!	13
37	Witold KRAJEWSKI	24:43	VM65-69	69.12 %	M	33	Kembla Joggers AC	PB stays at 00:21:03	156
38	Michael MURCH	24:44	VM45-49	59.16 %	M	34		First Timer!	96
39	Andrew MCKENZIE	24:47	VM40-44	55.88 %	M	35		PB stays at 00:23:12	104
40	Darrin JAMES	24:53	VM50-54	59.75 %	M	36	Illawarra Blue Stars	PB stays at 00:20:51	44
41	Mitchell FORMOSA	24:54	SM25-29	51.87 %	M	37		PB stays at 00:23:37	22
42	Abram UNICOMB	24:54	SM25-29	51.81 %	M	38		First Timer!	10
43	Unknown								
44	Jaedon DOLENC	25:02	JM11-14	57.92 %	M	40		First Timer!	1
45	Callum FAULKNER	25:07	JM15-17	55.41 %	M	41		PB stays at 00:22:05	2
46	Dakota DARROW	25:12	SM18-19	52.91 %	M	42		First Timer!	8
47	Phill CHAPMAN	25:14	VM60-64	63.54 %	M	43		PB stays at 00:22:25	177
48	Tyler DOLENC	25:32	JM10	64.03 %	M	44		First Timer!	1
49	Karon LARDER	25:35	VW50-54	66.32 %	F	5		PB stays at 00:24:10	48

Pos	parkrunner	Time	Age Cat	Age Grade	Gender	Pos	Club	Note	Total Runs
50	Andrew KRAJEWSKI	25:41	VM70-74	68.66 %	M	45	Kembla Joggers AC	PB stays at 00:24:14	85 
51	Matt CRONIN	25:49	SM25-29	49.97 %	M	46		First Timer!	1
52	Sue DAVIES	25:56	VW55-59	71.72 %	F	6		PB stays at 00:24:04	107   
53	Sarah GARDNER	26:08	VW40-44	58.55 %	F	7		PB stays at 00:24:32	39
54	Unknown								
55	Keira-Lee MEYERS	26:24	JW11-14	60.48 %	F	8		PB stays at 00:22:53	58 
56	Aaron MAYO	26:28	JM11-14	53.59 %	M	48		PB stays at 00:24:20	7
57	Max LINTON	26:34	JM10	67.00 %	M	49		PB stays at 00:22:53	12 
58	Matt MIDDLETON	26:34	VM40-44	51.76 %	M	50		First Timer!	1
59	Noel FAULKNER	26:35	VM50-54	57.30 %	M	51		New PB!	89 
60	Sarah MASON	26:37	SW30-34	55.98 %	F	9		New PB!	21
61	Andy PARKINSON	26:38	VM50-54	55.82 %	M	52		PB stays at 00:25:32	70 
62	Jake OCALLAGHAN	26:39	SM18-19	49.47 %	M	53		First Timer!	2
63	Jack SHEPARD	26:39	SM18-19	50.03 %	M	54		First Timer!	4
64	Peter MASKIELL	26:42	VM65-69	63.98 %	M	55	Illawong & Districts Senior Athletics	PB stays at 00:23:59	160 
65	Peter CABLE	26:43	VM45-49	53.09 %	M	56		PB stays at 00:24:20	47
66	Richard STEELE	26:46	VM60-64	59.90 %	M	57		PB stays at 00:23:58	103 
67	Declan MCCANN	26:49	JM10	63.46 %	M	58		New PB!	12 
68	Jacques BECKERS	26:50	VM35-39	50.50 %	M	59	Springfield Runners Group	New PB!	113 
69	Erryn BROWN	26:54	SW20-24	55.02 %	F	10		PB stays at 00:24:56	6
70	Nathan GUNDLACH	26:56	SM25-29	47.90 %	M	60		PB stays at 00:20:57	88  
71	Merrideth MCGREGOR	26:57	VW40-44	57.08 %	F	11	Running Mums Australia	PB stays at 00:25:47	51  
72	Chris BOURKE	26:59	VM45-49	54.23 %	M	61		PB stays at 00:26:03	44
73	Peter DALLEY	27:06	VM45-49	53.14 %	M	62		PB stays at 00:24:21	179  
74	Nathan GINGER	27:07	SM30-34	47.94 %	M	63		PB stays at 00:22:22	78 
75	Max DELLER	27:19	JM11-14	56.01 %	M	64		PB stays at 00:22:25	78 
76	Jeremy HARRISON	27:32	VM40-44	50.73 %	M	65		PB stays at 00:23:25	32

Pos	parkrunner	Time	Age Cat	Age Grade	Gender	Pos	Club	Note	Total Runs
77	Jasper GRIFFIN-RUDDER	27:33	JM10	57.29 %	M	66		PB stays at 00:23:45	28
78	Anita MURKIN	27:44	VW50-54	61.96 %	F	12		PB stays at 00:24:30	14
79	Maree HEALEY	27:46	SW30-34	53.30 %	F	13		PB stays at 00:25:37	68
80	Daniel RIVINOJA	27:52	SM25-29	46.29 %	M	67		New PB!	31
81	Gwynne MURKIN	27:54	VM55-59	55.08 %	M	68		PB stays at 00:25:50	28
82	Calany MEYERS	27:54	JW11-14	59.62 %	F	14		New PB!	43
83	Karlie GENTLES	27:54	JW11-14	56.33 %	F	15	Kembla Joggers AC	PB stays at 00:20:46	80
84	Brett WRIGHT	27:58	VM45-49	50.72 %	M	69		PB stays at 00:26:48	71
85	Byron VINKOVIC	28:05	JM11-14	50.50 %	M	70		PB stays at 00:24:42	64
86	Margaret CARR	28:05	VW60-64	70.09 %	F	16		PB stays at 00:25:37	97
87	Dean JOHN	28:06	VM55-59	54.69 %	M	71		PB stays at 00:27:06	136
88	Tim CORNFORD	28:13	VM40-44	48.38 %	M	72		PB stays at 00:24:07	41
89	Dimitri SEMOS	28:15	JM11-14	50.21 %	M	73		PB stays at 00:24:50	61
90	Angela CHAMBERS	28:20	VW40-44	55.12 %	F	17	Kembla Joggers AC	First Timer!	20
91	Liam MANN	28:35	SM20-24	45.13 %	M	74		PB stays at 00:24:14	30
92	Sherrie VINKOVIC	28:36	VW40-44	53.50 %	F	18		PB stays at 00:27:26	89
93	Merike HARVEY	28:47	VW45-49	56.28 %	F	19		PB stays at 00:27:11	93
94	John BIRD	28:57	SM25-29	44.56 %	M	75		First Timer!	1
95	Bianca KEEHN	29:00	SW30-34	51.26 %	F	20	Nepean AC	First Timer!	101
96	Vicki MCPHILLIPS	29:08	VW40-44	53.20 %	F	21	Derek Zoolander Centre for Kids Who Can't Run Good	PB stays at 00:23:54	51
97	Unknown								
98	Tim ADAMS	29:19	SM30-34	44.51 %	M	77		First Timer!	3
99	Gordon TURNER	29:29	VM65-69	59.13 %	M	78		PB stays at 00:28:04	206
100	Adam BOSEVSKI	29:30	JM11-14	51.86 %	M	79		PB stays at 00:23:50	34
101	Unknown								
102	Therese CAMPBELL	29:35	VW55-59	61.18 %	F	22		PB stays at 00:28:07	111
103	Peter GUNDLACH	29:37	VM55-59	52.34 %	M	81		PB stays at 00:28:13	85

Pos	parkrunner	Time	Age Cat	Age Grade	Gender	Pos	Club	Note	Total Runs
104	Brianna KNOWLES	29:40	SW25-29	49.89 %	F	23		PB stays at 00:24:25	80 
105	Vera BOSEVSKI	29:44	VW40-44	52.52 %	F	24		PB stays at 00:26:41	108 
106	Steven CURRIE	29:48	VM40-44	47.20 %	M	82		New PB!	17
107	Kevin SMITH	29:53	VM45-49	48.58 %	M	83		PB stays at 00:27:29	107 
108	Angela BESNARD	30:01	VW65-69	69.63 %	F	25		PB stays at 00:28:32	26
109	Ashleigh GONCALVES	30:10	JW11-14	53.98 %	F	26		PB stays at 00:24:32	29 
110	Melissa IRISH	30:10	VW40-44	51.77 %	F	27		PB stays at 00:29:14	57 
111	Taya BECKERS	30:12	JW11-14	53.92 %	F	28	Springfield Runners Group	PB stays at 00:25:11	120 
112	Mark JARMAN	30:14	VM55-59	50.83 %	M	84		PB stays at 00:26:36	150 
113	Julie WELLS	30:18	VW55-59	58.97 %	F	29		PB stays at 00:27:41	91 
114	Zoe MEYERS	30:36	JW10	59.20 %	F	30		New PB!	17 
115	Stuart ALEXANDER	30:38	VM50-54	49.35 %	M	85		PB stays at 00:26:40	73 
116	Unknown								
117	Donna REID	30:52	VW45-49	52.48 %	F	31		PB stays at 00:29:15	83 
118	Steve DAVIES	30:57	VM60-64	51.80 %	M	87		First Timer!	50  
119	Renee ACERS	31:04	VW35-39	48.44 %	F	32		New PB!	7
120	Kerry GOOD	31:06	VW55-59	60.66 %	F	33		PB stays at 00:28:36	70 
121	Jemaica LARDER	31:09	SW20-24	47.51 %	F	34		New PB!	15
122	Julie TURNER	31:10	VW60-64	62.25 %	F	35		PB stays at 00:28:53	211  
123	Walter CISNEROS	31:17	SM30-34	41.93 %	M	88		PB stays at 00:29:07	4
124	Jaimen DRYSDALE	31:20	JM11-14	47.45 %	M	89		PB stays at 00:27:34	12 
125	Mikaela MCCANN	31:27	JW11-14	51.78 %	F	36		PB stays at 00:30:22	10 
126	Leah GOULD-ANTHONY	31:29	SW30-34	47.22 %	F	37		New PB!	10
127	Elizabeth MOJANOVSKI	31:31	VW40-44	49.55 %	F	38		First Timer!	8
128	Kellie MURRAY	31:45	SW25-29	46.61 %	F	39		PB stays at 00:26:56	142   
129	Tori FUNNELL	31:45	VW35-39	47.40 %	F	40	Running Mums Australia	PB stays at 00:27:23	83 
130	Beth HORNER	31:47	VW35-39	47.61 %	F	41		PB stays at 00:28:56	45
131	Joshua QUINNELL	31:53	JM11-14	46.63 %	M	90		PB stays at 00:26:35	21 

Pos	parkrunner	Time	Age Cat	Age Grade	Gender	Pos	Club	Note	Total Runs
132	William MASON	31:55	JM10	53.32 %	M	91		PB stays at 00:22:55	23 
133	Jedyn TOMLINSON	31:57	JM11-14	47.89 %	M	92		First Timer!	1
134	Kalem HAWKE	32:11	JM10	52.87 %	M	93		PB stays at 00:26:28	18 
135	Eamon MCCANN	32:23	JM10	57.75 %	M	94		New PB!	14 
136	Nicole GENTLE	32:28	SW20-24	45.59 %	F	42	St George District Athletic Club	First Timer!	6
137	Kate WILSON	32:37	SW30-34	45.58 %	F	43		PB stays at 00:28:58	2
138	Cheryl TILSED	32:55	VW35-39	46.18 %	F	44		First Timer!	4
139	Cindy O'KEEFE	32:59	VW35-39	45.88 %	F	45		PB stays at 00:30:15	13
140	Lynn TAGUE	33:18	VW65-69	62.76 %	F	46	Kembla Joggers AC	PB stays at 00:30:47	155  
141	Isabella PERGOLITI	33:27	JW15-17	46.34 %	F	47		PB stays at 00:31:24	11 
142	Jodi MISITI	33:34	VW45-49	47.32 %	F	48	Running Mums Australia	PB stays at 00:31:21	18
143	Unknown								
144	Lyn BAIRD	34:01	VW50-54	49.29 %	F	49	Running Mums Australia	PB stays at 00:32:59	111   
145	Dalvinder DHAMI	34:04	VW40-44	44.91 %	F	50	Running Mums Australia	PB stays at 00:29:08	32
146	Michelle QUINNELL	34:23	VW35-39	44.01 %	F	51		PB stays at 00:33:09	18
147	Grant STEVENS	34:28	VM50-54	43.86 %	M	96		PB stays at 00:33:09	22
148	Leslie BROOKS	34:44	VM65-69	48.75 %	M	97		PB stays at 00:34:01	20
149	Tina ALLEN	34:45	VW40-44	44.03 %	F	52		New PB!	4
150	Emma DOUGLAS	34:56	SW18-19	42.84 %	F	53		PB stays at 00:34:43	2
151	Rosy MILNES	34:56	VW35-39	43.51 %	F	54		New PB!	33
152	Danielle GRANT	34:58	VW35-39	43.28 %	F	55		PB stays at 00:31:32	8
153	David IRISH	35:01	VM45-49	40.50 %	M	98		PB stays at 00:33:11	4
154	Melissa THOMPSON	35:07	VW35-39	43.28 %	F	56		PB stays at 00:28:47	41
155	Kimberley SMITH	35:09	JW11-14	46.33 %	F	57		PB stays at 00:28:22	26 
156	Leanne CORNFORD	35:10	VW40-44	43.51 %	F	58		PB stays at 00:31:40	46
157	Lee WRIGHT	35:10	SW30-34	42.37 %	F	59		PB stays at 00:30:59	93 
158	Abby SPICER	35:12	JW11-14	46.26 %	F	60		PB stays at 00:28:54	39 

Pos	parkrunner	Time	Age Cat	Age Grade	Gender	Pos	Club	Note	Total Runs
159	Isobel CURRIE	35:12	JW11-14	46.26 %	F	61		PB stays at 00:30:10	7
160	Jon SPICER	35:13	VM45-49	40.56 %	M	99		PB stays at 00:27:09	41
161	Anthony BYRNE	35:41	SM30-34	36.76 %	M	100		New PB!	96 
162	Isaac LIM	35:52	JM11-14	41.45 %	M	101		PB stays at 00:34:14	8
163	Luke TAYLOR	35:54	JM10	47.40 %	M	102		PB stays at 00:30:19	39 
164	Craig BATTY	35:56	VM40-44	38.87 %	M	103		PB stays at 00:27:45	125 
165	Megan TAYLOR	35:59	VW35-39	42.24 %	F	62		PB stays at 00:30:28	38
166	Fiona GRIFFIN-RUDDER	36:05	VW40-44	43.60 %	F	63		New PB!	3
167	Corinn GINGER	36:31	SW30-34	40.62 %	F	64		PB stays at 00:30:55	92  
168	Louise AITKIN	36:34	VW45-49	44.30 %	F	65		PB stays at 00:33:41	87 
169	Rebecca MARSHALL	36:45	VW40-44	41.86 %	F	66		PB stays at 00:31:33	89 
170	Unknown								
171	Emma PEACHMAN	37:00	SW30-34	40.05 %	F	67		New PB!	52 
172	Amanda WILLIAMS	37:03	SW25-29	39.95 %	F	68		PB stays at 00:31:49	7
173	Alasdair CURRIE	37:09	JM11-14	38.18 %	M	105		PB stays at 00:32:01	7
174	Tracey JONES	37:19	VW50-54	45.47 %	F	69		PB stays at 00:31:36	75 
175	Nicole WALKER	37:23	VM40-44	37.36 %	F	70		New PB!	12
176	David WALKER	37:24	VM40-44	37.34 %	M	106		PB stays at 00:28:54	33
177	Nicole ELLIOTT	37:37	SW30-34	39.34 %	F	71		PB stays at 00:29:15	20
178	Monica WARD-MCCANN	37:42	VW35-39	40.32 %	F	72		New PB!	13
179	Gail O'SULLIVAN	37:50	VW60-64	52.78 %	F	73		PB stays at 00:33:21	80 
180	Kelly MEYERS	38:11	VW35-39	39.28 %	F	74		PB stays at 00:33:08	52 
181	Marshall MCGREGOR	38:30	JM11-14	39.74 %	M	107		PB stays at 00:29:55	18 
182	Troy SMOLENAARS	38:34	VM40-44	35.91 %	M	108		New PB!	43 
183	Diana HARVEY	38:58	VW50-54	45.25 %	F	75		PB stays at 00:35:48	16
184	Isabella MOJANOVSKI	38:58	JW11-14	40.33 %	F	76		First Timer!	3
185	Tracy MINTOFF	39:08	VW45-49	40.97 %	F	77	Kembla Joggers AC	PB stays at 00:32:42	140  

Pos	parkrunner	Time	Age Cat	Age Grade	Gender	Pos	Club	Note	Total Runs
186	Deborah FENTON	39:08	VW45-49	42.33 %	F	78		PB stays at 00:36:16	4
187	Michael FENTON	39:39	JM11-14	37.49 %	M	109		PB stays at 00:35:56	2
188	Annaliese INGLIS	39:40	JW11-14	40.25 %	F	79		New PB!	2
189	Elara MCGREGOR	39:40	JW11-14	40.25 %	F	80		PB stays at 00:33:13	22 
190	Toni MOSTYN	39:47	VW55-59	47.42 %	F	81		PB stays at 00:35:45	39
191	Unknown								
192	Saxon VINKOVIC	39:56	JM11-14	37.23 %	M	111		PB stays at 00:31:44	69 
193	Jeoff FENTON	40:07	VM45-49	36.19 %	M	112		First Timer!	1
194	Michael GENTLE	40:12	VM45-49	35.53 %	M	113	St George District Athletic Club	PB stays at 00:31:18	66  
195	Ben OREILLY	40:24	SM30-34	32.01 %	M	114		First Timer!	1
196	Andrea GUROVA	40:25	SW20-24	36.62 %	F	82		First Timer!	1
197	Unknown								
198	Poppy TAYLOR	41:24	JW10	42.39 %	F	83		PB stays at 00:30:16	37 
199	Jessica WEEKES	41:26	SW20-24	35.72 %	F	84		PB stays at 00:33:51	87 
200	Michelle T WEEKES	41:38	VW50-54	41.27 %	F	85		PB stays at 00:30:14	89 
201	Unknown								
202	Anne KESSELL	42:21	VW50-54	39.59 %	F	86		PB stays at 00:35:57	88 
203	Margaret LEWIS	42:41	VW55-59	42.99 %	F	87		PB stays at 00:38:58	149 
204	Bradley BALLINGER	42:59	JM10	36.72 %	M	117		First Timer!	2
205	Nathan BALLINGER	43:01	VM35-39	30.65 %	M	118		PB stays at 00:25:24	19
206	Cooper TAYLOR	43:11	JM10	43.30 %	M	119		PB stays at 00:33:44	33 
207	Russell TAYLOR	43:12	VM35-39	31.37 %	M	120		PB stays at 00:23:05	47
208	Tegan JAMES	43:26	SW20-24	34.08 %	F	88		PB stays at 00:37:22	3
209	Molly Faye FENTON	43:32	SW18-19	34.38 %	F	89		New PB!	16
210	Sophie LONG	44:23	JW10	42.28 %	F	90		PB stays at 00:36:28	19 
211	Carolyn LONG	44:24	VW45-49	36.86 %	F	91	Running Mums Australia	PB stays at 00:24:39	117   
212	Kaitlyn NEWELL-GLASER	44:50	JW10	39.14 %	F	92		PB stays at 00:38:51	22 
213	Joshua WIFFEN	44:53	VM35-39	29.97 %	M	121		PB stays at 00:20:25	34



Pos	parkrunner	Time	Age Cat	Age Grade	Gender	Pos	Club	Note	Total Runs
214	Michelle PATEMAN	46:00	VW40-44	34.20 %	F	93		PB stays at 00:28:07	98 
215	Unknown								
216	Elizabeth O'CALLAGHAN	46:17	VW50-54	36.66 %	F	94		PB stays at 00:40:37	67 
217	Maddison NEWELL-GLASER	47:33	JW10	41.08 %	F	95		PB stays at 00:41:17	20 
218	Karen NEWELL	47:33	VW40-44	33.09 %	F	96		PB stays at 00:25:40	29
219	Bryan ALEXANDER	49:39	VM35-39	26.72 %	M	123		PB stays at 00:27:38	10
220	Flynn GOULD-ANTHONY	49:40	JM10	32.92 %	M	124		PB stays at 00:28:03	10 
221	Rebecca RIVINOJA	49:51	SW30-34	29.69 %	F	97		New PB!	16
222	Unknown								
223	Sandra BOURKE	50:50	VW50-54	33.38 %	F	98		PB stays at 00:48:39	15
224	Unknown								
225	Mia GENTLES	51:11	JW10	38.16 %	F	99		PB stays at 00:36:33	3
226	Michelle GENTLES	51:16	VW45-49	31.92 %	F	100		PB stays at 00:28:08	48
227	Suzanne ALEXANDER	52:29	VW50-54	32.33 %	F	101	Running Mums Australia	PB stays at 00:36:19	133  
228	Sue KEANE	59:56	VW55-59	30.20 %	F	102	The Running Movement	PB stays at 00:37:01	136   
229	Alanah KEANE	59:59	JW15-17	25.84 %	F	103		PB stays at 00:52:18	13 

## Thanks to the volunteers

We are very grateful to the volunteers who made this event happen: Suzanne ALEXANDER, Gaillyn COOPER, Sue DAVIES, Sharon JARMAN, Alanah KEANE, Sue KEANE, Grace LIM, Peter MASKIELL, Kelly MINTOFF, Craig NEALON, Patricia O'DEA, George PAPADIMAS, Nicole PAPADIMAS, Amanda ROGERS, Robert SCIBERRAS, Brendan SCOLLARY, Oliver SPAKE, Adrian THORNTON, Kristie TURNER, Kyra TURNER, Elvis VINKOVIC, James WILSON

Why not [get involved and volunteer?](#)

## What is this table?

**This table** shows the complete results for the specified week at this event. It is automatically shown when you navigate to the results page, but can also be reached by clicking on [Latest Results](#), or by picking a specific week from the [Event History](#) table. If you bookmark the *Latest Results* page in your browser, the bookmark will always take you to the most up to date results table. If you bookmark a results page reached via the *Event History* table, the bookmark will then always take you to that specific week's results.

### The columns

- Pos - the runner's overall position in the run.
- parkrunner - is the registered name of the athlete; clicking on the name takes you to that athlete's results page for this event.
- Time - is the runner's recorded time - we record the overall time between the run director's start instruction and the runner crossing the finish line.
- Age Cat - represents the age category of the runner on the day of the run; the first letter represents the major age categories (J)unior, (S)enior and (V)eteran; the second letter represents gender (M)en and (W)omen; the remainder of the category represents a more specific age range. There are two further categories for wheel chair users; WWC and MWC represent Women and Men respectively. Clicking on the result category takes you to that age categories' historical record for this event.
- Age Grade - Gives an indication of how well the runner has done relative to their age and gender see [the FAQ article](#) for more information.
- Gender - (M)ale or (F)emale
- Gender Pos- Gender finish positions.
- Club - Running club if registered.
- Note - Note - Comments about PBs (Personal Bests).
- Total Runs - Total number of runs across all parkruns, an indicator of membership of the various parkrun clubs, and their links with partner websites.

As with any of the results tables, the table can be sorted by any column by clicking on the column heading.

---

## Shellharbour parkrun event statistics

Problem with results? please contact [shellharbouroffice@parkrun.com](mailto:shellharbouroffice@parkrun.com)

Any questions? Please visit our [support site](#)

Number of events: 218

Number of runners: 4,874

Number of runs: 40,471

Number of first finishers: 127

Number of clubs: 202

Number of PBs: 6,352

Average number of runners per week: 185.6

Average number of runs per runner: 8.3

Biggest Attendance: 363

Average run time: 00:34:28

Total hours run: 2Years 239Days 3Hrs 5Min 16Secs

Total distance run: 202,355km

Female record holder: Hayley GUSTARD - 18:38 - Event 190 (03/02/18)

Male record holder: Jye EDWARDS - 15:44 - Event 92 (26/03/16)

Age graded record holder: Jye EDWARDS - 84.75 % - 15:44 - Event 92 (26/03/16)

---

© UKTT Limited (Company Number: 06053983), 13 Holmes Road, Strawberry Hill, Twickenham, TW1 4RF, United Kingdom. [Contact us](#) - [Privacy](#)

Stats last updated : Fri 24 Aug 2018 00:48:34 UTC