

Menai parkrun # 155 - 13/01/2018

Pos	parkrunner	Time	Age Cat	Age Grade	Gender	Pos	Club	Note	Total Runs
1	Stuart RENNIE	17:55	VM35-39	75.07 %	M	1	The Running Movement	New PB!	41
2	Rohan MONTGOMERY	20:06	JM15-17	67.16 %	M	2		PB stays at 00:18:47	34
3	Benjamin HABERLEY	20:34	SM25-29	62.72 %	M	3		PB stays at 00:20:04	33
4	Gavin PEARCE	21:09	VM35-39	63.12 %	M	4		PB stays at 00:20:06	9
5	Shannon RICHARDS	21:33	VW35-39	70.22 %	F	1	The Running Movement	PB stays at 00:18:55	66
6	Joshua PATE	22:18	SM25-29	57.85 %	M	5		PB stays at 00:20:31	40
7	Unknown								
8	Simon LLOYD	22:57	SM30-34	56.64 %	M	7	RunFaster	PB stays at 00:21:14	28
9	Kayden SALTER	23:00	JM11-14	63.04 %	M	8	The Running Movement	PB stays at 00:21:25	36
10	Graeme INGRAM	23:31	VM45-49	62.23 %	M	9	RIOT Club - Running Is Our Therapy	PB stays at 00:22:14	160
11	Alan HEE SONG	23:43	VM55-59	67.04 %	M	10		PB stays at 00:21:38	154
12	Joshua SEET-LEE	23:44	SM18-19	55.55 %	M	11		New PB!	8
13	Jonathan CARUANA	23:45	SM18-19	56.14 %	M	12		PB stays at 00:22:31	14
14	Nigel ROBERTS	23:58	VM40-44	57.79 %	M	13	Woodstock Runners	First Timer!	47
15	Colin HILLMAN	24:05	VM55-59	64.91 %	M	14	The Running Movement	PB stays at 00:21:46	136
16	Tim MODERNE	24:09	SM30-34	54.31 %	M	15		PB stays at 00:22:13	86
17	Anne DAVIES	24:29	VW45-49	65.49 %	F	2	Sutherland District Athletics Club	PB stays at 00:23:12	58
18	Adam CHESSELL	24:37	VM35-39	55.04 %	M	16		PB stays at 00:19:37	132
19	Patricia HEE SONG	24:42	VW55-59	73.28 %	F	3	The Running Movement	PB stays at 00:23:47	149
20	Troy DALTON	24:43	VM40-44	56.51 %	M	17		PB stays at 00:20:14	25
21	Jimmy CARROLL	24:49	SM30-34	52.85 %	M	18	Billy's Bushies	PB stays at 00:18:13	27
22	Mark DEEKS	24:55	VM35-39	53.98 %	M	19		New PB!	13
23	Raymond SCIACCA	25:01	VM35-39	53.03 %	M	20		First Timer!	23
24	Matt VALE	25:02	VM40-44	56.19 %	M	21		PB stays at 00:24:16	56

Pos	parkrunner	Time	Age Cat	Age Grade	Gender	Pos	Club	Note	Total Runs	
25	Michael CARR	25:07	VM40-44	54.74 %	M	22		PB stays at 00:23:52	5	
26	Jean-Nicson SANOY	25:13	VM40-44	55.78 %	M	23	Woodstock Runners	First Timer!	23	
27	Yan HEE SONG	25:13	VM65-69	67.75 %	M	24		PB stays at 00:24:29	85	
28	David BECK	25:24	VM60-64	63.71 %	M	25	St George District Athletic Club	First Timer!	17	
29	Ian SUTHERLAND	25:28	VM60-64	64.07 %	M	26		PB stays at 00:23:57	215	
30	Tracey O'DONNELL	25:32	VW50-54	66.45 %	F	4		PB stays at 00:24:02	104	
31	Paul DORAN	25:38	VM45-49	55.33 %	M	27		PB stays at 00:22:00	9	
32	Steve OLDRIDGE	25:48	VM50-54	58.59 %	M	28		First Timer!	70	
33	Amanda BOMBACI	25:53	SW30-34	57.44 %	F	5		PB stays at 00:23:16	75	
34	Melissa REID	26:01	VW35-39	57.46 %	F	6		New PB!	3	
35	Unknown									
36	Mark WARD	26:09	VM55-59	58.76 %	M	30		PB stays at 00:23:08	51	
37	Anthony COCUZZOLI	26:13	SM25-29	49.21 %	M	31		First Timer!	1	
38	Mark DONOHOE	26:16	VM40-44	51.97 %	M	32	The Running Movement	PB stays at 00:24:37	10	
39	Tracey BORST	26:17	VW40-44	59.42 %	F	7		PB stays at 00:24:46	39	
40	Ben O'DONNELL	26:20	VM35-39	51.08 %	M	33		PB stays at 00:24:13	9	
41	Mel PEARCE	26:21	SW30-34	56.17 %	F	8	The Running Movement	PB stays at 00:25:44	19	
42	John MAUNDER	26:25	VM45-49	53.69 %	M	34		PB stays at 00:22:53	57	
43	Paul KEDWELL	26:27	VM40-44	52.80 %	M	35		PB stays at 00:23:25	22	
44	Catherine FIDLER	26:28	VW40-44	57.81 %	F	9		First Timer!	30	
45	Ross KITE	26:40	VM35-39	50.06 %	M	36		PB stays at 00:25:06	80	
46	Scott CLANCY	26:45	VM45-49	53.40 %	M	37	Jock Athletic	PB stays at 00:21:58	58	
47	Teresa WOOD	26:49	VW45-49	59.79 %	F	10	Woodstock Runners	First Timer!	14	
48	Nikki DEERY	26:50	VW35-39	55.90 %	F	11		PB stays at 00:22:51	42	
49	Josh GODKIN	26:54	SM30-34	48.08 %	M	38		PB stays at 00:19:30	50	
50	Unknown									
51	Bruce COYNE	26:59	VM55-59	57.44 %	M	40	RIOT Club - Running Is Our Therapy	PB stays at 00:22:45	89	
52	Connor WHITE	27:11	JM11-14	52.18 %	M	41		PB stays at 00:21:24	16	








Pos	parkrunner	Time	Age Cat	Age Grade	Gender	Pos	Club	Note	Total Runs
53	Jason ZAMMIT	27:12	VM45-49	53.37 %	M	42		PB stays at 00:26:01	9
54	Matthew MCKEE	27:17	VM35-39	49.30 %	M	43		New PB!	25 
55	Doug LOUGH	27:22	VM45-49	52.19 %	M	44		PB stays at 00:25:25	111  
56	Madeleine DOUGHTY	27:27	JW10	62.17 %	F	12		First Timer!	79 
57	Paul DOUGHTY	27:28	VM35-39	49.33 %	M	45	Woodstock Runners	First Timer!	77  
58	Rita KAZZI	27:32	VW45-49	59.44 %	F	13	Woodstock Runners	New PB!	63  
59	Glen URQUHART	27:34	SM25-29	46.86 %	M	46		New PB!	23
60	Catherine ARNOLD	27:38	VW40-44	56.94 %	F	14	The Running Movement	PB stays at 00:27:32	61  
61	Rod RAINEY	27:40	VM70-74	63.73 %	M	47		PB stays at 00:27:17	2
62	John FOSTER	27:50	VM45-49	51.74 %	M	48	The Running Movement	First Timer!	8
63	Tony PROCTER	27:51	VM45-49	52.12 %	M	49	The Running Movement	PB stays at 00:22:50	49
64	Simon BLACKBURN	28:01	SM30-34	46.58 %	M	50		PB stays at 00:21:01	12 
65	Fiona READ	28:06	VW35-39	53.38 %	F	15		New PB!	8
66	Brett DIPPERT	28:08	SM30-34	46.62 %	M	51		PB stays at 00:24:16	43
67	Xarius SCIACCA	28:17	JM10	60.16 %	M	52		First Timer!	10 
68	Mark DEAN	28:20	VM60-64	56.59 %	M	53		PB stays at 00:26:34	27
69	Chris QUILTY	28:22	VM40-44	49.59 %	M	54		PB stays at 00:24:24	42
70	Riaan BREDELL	28:36	VM50-54	51.57 %	M	55		PB stays at 00:24:13	76 
71	Jimuel Dave SANOY	28:43	SM18-19	46.43 %	M	56	Woodstock Runners	First Timer!	7
72	Suzanne MILLER	28:47	VW40-44	53.45 %	F	16	The Running Movement	PB stays at 00:24:25	24 
73	Unknown								
74	Jordan LLOYD	28:57	JM11-14	50.09 %	M	58	RunFaster	PB stays at 00:24:53	22 
75	Thomas FORSTER	29:00	JM15-17	47.99 %	M	59	The Running Movement	PB stays at 00:25:24	46 
76	Steven GARAMY	29:10	VM50-54	50.57 %	M	60	Woodstock Runners	New PB!	42
77	Eloise BULL	29:19	SW20-24	50.48 %	F	17		First Timer!	7
78	Samantha STOLZENBERG	29:19	VW35-39	51.85 %	F	18	The Running Movement	PB stays at 00:25:22	42
79	Yvette SAMS	29:20	VW40-44	52.16 %	F	19	The Running Movement	PB stays at 00:25:23	81 
80	Suzanne BUSCH	29:26	VW40-44	53.45 %	F	20	The Running Movement	PB stays at 00:27:38	26

Pos	parkrunner	Time	Age Cat	Age Grade	Gender	Pos	Club	Note	Total Runs
81	Martin DANTAS	29:34	SM30-34	43.86 %	M	61	Sutherland District Athletics Club	PB stays at 00:24:55	68
82	Therese NILE	29:45	VW50-54	58.54 %	F	21		PB stays at 00:26:34	7
83	Abdon ULLOA	29:46	VM75-79	68.98 %	M	62	Bankstown Sports Senior Athletic Club	PB stays at 00:28:12	101
84	Erin LOUGH	29:48	JW11-14	52.74 %	F	22		PB stays at 00:26:02	56
85	Freda VAN WYNGAARDT	29:55	VW45-49	54.15 %	F	23		PB stays at 00:25:48	110
86	Vince CARUANA	30:06	VM45-49	48.23 %	M	63		PB stays at 00:28:48	9
87	Michael HOSKING	30:09	SM30-34	43.01 %	M	64		PB stays at 00:24:14	19
88	Di PETERS	30:12	VW55-59	59.16 %	F	24		First Timer!	6
89	Simon BELL	30:34	VM50-54	48.64 %	M	65		PB stays at 00:26:13	48
90	Chantelle BOWER	30:37	VW35-39	48.83 %	F	25		PB stays at 00:28:07	48
91	Adam KEIGHRAN	30:39	SM30-34	42.58 %	M	66	Nuff's Fitness	PB stays at 00:19:06	58
92	Richard DOBSON	30:41	VM35-39	43.24 %	M	67		PB stays at 00:23:39	4
93	Caroline HALDER	30:41	VW40-44	50.14 %	F	26		PB stays at 00:29:13	13
94	Anita BYERS	30:42	VW55-59	58.96 %	F	27		PB stays at 00:27:28	62
95	Natalie PRITCHARD	30:48	VW45-49	53.79 %	F	28	The Running Movement	PB stays at 00:27:21	18
96	Ann CONCHIE	30:52	VW45-49	53.02 %	F	29		PB stays at 00:27:44	88
97	Steve BYRNE	31:11	VM60-64	52.81 %	M	68		PB stays at 00:27:44	13
98	Ian RYAN	31:14	SM30-34	41.62 %	M	69		First Timer!	23
99	Billy HERB	31:15	JM10	63.25 %	M	70		New PB!	16
100	Nick HERB	31:26	SM30-34	41.36 %	M	71		New PB!	23
101	Faye FORSTER	31:41	VW40-44	49.66 %	F	30	Running Mums Australia	PB stays at 00:28:28	66
102	Todd RICHARDSON	31:43	VM40-44	43.35 %	M	72		First Timer!	1
103	Jayden HEINZ	31:59	JM11-14	47.84 %	M	73		PB stays at 00:24:54	11
104	Alison SHAVE	32:02	VW35-39	47.45 %	F	31		PB stays at 00:29:11	10
105	Elzanne BREDELL	32:04	VW45-49	49.53 %	F	32		PB stays at 00:30:12	95
106	Alisha WOOD	32:12	SW30-34	46.07 %	F	33		New PB!	14

Pos	parkrunner	Time	Age Cat	Age Grade	Gender	Pos	Club	Note	Total Runs
107	Miemsie HAUPTFLEISCH	32:17	VW50-54	51.94 %	F	34		PB stays at 00:29:49	77 
108	Unknown								
109	Elizabeth SHORT	32:25	VW65-69	64.47 %	F	35		PB stays at 00:29:36	61 
110	Marnie ZAMMIT	32:31	VW35-39	46.75 %	F	36		PB stays at 00:31:12	30
111	Carolyn HEINZ	32:37	VW45-49	50.18 %	F	37		PB stays at 00:30:16	19
112	Zahnri BREDELL	32:40	JW15-17	46.84 %	F	38		PB stays at 00:28:53	33 
113	Michael MAYERS	33:00	SM25-29	39.14 %	M	75		PB stays at 00:30:13	9
114	Melinda KILPATRICK	33:38	VW40-44	46.09 %	F	39		PB stays at 00:27:00	31
115	Unknown								
116	Rhonda THOMPSON	33:54	VW45-49	48.87 %	F	40		PB stays at 00:29:28	32
117	Mary HEE SONG	34:00	VW55-59	53.97 %	F	41		PB stays at 00:30:41	72 
118	Stephanie O'MULLANE	34:18	SW30-34	43.44 %	F	42		New PB!	2
119	Alison BARNES	34:19	VW40-44	44.83 %	F	43	Woodstock Runners	First Timer!	74 
120	Unknown								
121	John HOLLIS	34:38	VM50-54	42.59 %	M	78		PB stays at 00:25:53	14
122	Glenn STOLZENBERG	34:39	VM45-49	40.93 %	M	79		First Timer!	11
123	Stuart STOLZENBERG	34:58	VM45-49	41.18 %	M	80	The Running Movement	PB stays at 00:25:18	98  
124	Andrew ALLSOP	35:00	VM50-54	42.14 %	M	81		PB stays at 00:32:03	29
125	Hanh KIELY	35:06	VW40-44	43.59 %	F	44		PB stays at 00:27:10	9
126	Kerry BRAY	35:07	VW70-74	66.68 %	F	45	Woodstock Runners	PB stays at 00:28:56	126  
127	Michael ANDERSEN	35:07	VM50-54	43.38 %	M	82	RIOT Club - Running Is Our Therapy	PB stays at 00:21:39	163  
128	Neil JONES	35:09	VM45-49	40.97 %	M	83	RIOT Club - Running Is Our Therapy	PB stays at 00:21:51	161  
129	Jeffrey MYERS	35:09	VM45-49	40.35 %	M	84	RIOT Club - Running Is Our Therapy	PB stays at 00:23:09	223  
130	Ruth EMMETT	35:10	VW45-49	46.54 %	F	46		First Timer!	8
131	Ellen GLENNAN	35:10	VW45-49	46.07 %	F	47		First Timer!	1
132	Ben GLENNAN	35:11	SM18-19	37.90 %	M	85		First Timer!	1
133	Murray LOW	35:11	VM50-54	42.25 %	M	86	RIOT Club - Running Is Our Therapy	PB stays at 00:23:17	142  
134	Kiralee HEINZ	35:12	JW10	49.86 %	F	48		PB stays at 00:33:12	8

Pos	parkrunner	Time	Age Cat	Age Grade	Gender	Pos	Club	Note	Total Runs
135	Peta BRAY	35:18	VW45-49	46.93 %	F	49	Woodstock Runners	PB stays at 00:32:37	19
136	Ludwig HERPICH	35:29	VM80-84	62.42 %	M	87	Billy's Bushies	PB stays at 00:26:09	129
137	Robert MONTGOMERY	35:30	VM70-74	49.67 %	M	88		PB stays at 00:30:20	94
138	Fabian CHOW	35:36	VM40-44	39.51 %	M	89		PB stays at 00:25:42	14
139	Travis WHAITES	35:49	VM40-44	39.27 %	M	90		PB stays at 00:25:16	100
140	Frank JONES	35:53	VM70-74	51.93 %	M	91		First Timer!	29
141	Robbie WHAITES	35:58	JM10	55.14 %	M	92		PB stays at 00:34:22	10
142	Sharyn MCCOWEN	36:00	SW30-34	41.16 %	F	50		New PB!	17
143	Bianca TELLIS	36:01	SW20-24	41.09 %	F	51		New PB!	9
144	Bryce NANCARROW	36:12	SM25-29	35.64 %	M	93		New PB!	9
145	Ji Jian LONG	36:20	SM30-34	35.69 %	M	94		First Timer!	7
146	Amanda MITCHELL	36:32	VW35-39	41.42 %	F	52		First Timer!	14
147	Joshua THOMASON	36:38	JM11-14	39.58 %	M	95		First Timer!	2
148	Joanne LAINSON	36:50	VW35-39	41.09 %	F	53	The Running Movement	PB stays at 00:33:43	29
149	Claire PENNELL	36:55	SW25-29	40.09 %	F	54		PB stays at 00:32:55	61
150	Carla O'DONNELL	36:59	SW18-19	40.47 %	F	55		PB stays at 00:27:57	86
151	Aaron GENTLE	37:02	SM20-24	35.19 %	M	96	St George District Athletic Club	First Timer!	5
152	Michael GENTLE	37:05	VM45-49	38.83 %	M	97	St George District Athletic Club	PB stays at 00:30:59	66
153	Lauren NANCARROW	37:10	SW25-29	39.82 %	F	56		New PB!	6
154	Debbie NEILL	37:11	VW50-54	46.84 %	F	57		PB stays at 00:32:36	26
155	Jenni WAHONICK	37:13	SW20-24	39.77 %	F	58		First Timer!	1
156	Belinda MAY	37:18	VW40-44	42.18 %	F	59		PB stays at 00:35:16	31
157	Julie PIDGEON	37:21	VW45-49	42.93 %	F	60		PB stays at 00:34:03	17
158	Laura R PAULL	37:41	JW11-14	41.71 %	F	61		First Timer!	2
159	Chloe DORAN	37:48	JW11-14	41.58 %	F	62		First Timer!	1
160	Olivia KIELY	37:53	JW10	53.89 %	F	63		First Timer!	1
161	Maria DUNNE	38:01	VW50-54	45.81 %	F	64		PB stays at 00:32:11	12
162	Susanne BAKER	38:05	VW55-59	48.84 %	F	65	RIOT Club - Running Is Our Therapy	PB stays at 00:32:25	70
163	Rex BAKER	38:06	VM65-69	44.44 %	M	98	The Running Movement	PB stays at 00:23:53	169

Pos	parkrunner	Time	Age Cat	Age Grade	Gender	Pos	Club	Note	Total Runs
164	Donna LOUGH	38:08	VW45-49	41.65 %	F	66		PB stays at 00:33:12	111
165	Caitlin DANIEW	38:15	SW30-34	38.69 %	F	67	RunFaster	PB stays at 00:31:34	26
166	Tamison MOTTRAM	38:26	VW40-44	40.63 %	F	68		PB stays at 00:30:46	28
167	Roy TOOLE	38:31	VM75-79	51.06 %	M	99	Billy's Bushies	PB stays at 00:27:27	32
168	Tracey HOBBS	38:53	VW45-49	40.85 %	F	69	RIOT Club - Running Is Our Therapy	PB stays at 00:29:14	56
169	Karen DEMPSEY	39:10	VW45-49	41.36 %	F	70		First Timer!	16
170	Charlie HERB	39:25	JW10	47.61 %	F	71		PB stays at 00:30:47	17
171	Kali HERB	39:27	SW30-34	37.77 %	F	72		PB stays at 00:32:49	16
172	Isabelle KIELY	39:50	JW10	42.85 %	F	73		First Timer!	1
173	Connor PIDGEON	39:51	JM15-17	34.92 %	M	100		PB stays at 00:36:04	48
174	Myms ATANACIO	39:54	VW40-44	38.35 %	F	74		PB stays at 00:29:05	10
175	Unknown								
176	Suzi PAGAN	40:09	VW40-44	38.90 %	F	75		First Timer!	1
177	Anna PATE	40:23	SW30-34	36.73 %	F	76		PB stays at 00:31:09	11
178	Amy JORDAN	40:27	SW30-34	36.63 %	F	77		First Timer!	2
179	Pauline HAMILTON	40:30	VW65-69	51.60 %	F	78		PB stays at 00:35:56	13
180	Robyn FORD	40:36	SW25-29	36.45 %	F	79		First Timer!	23
181	Jenni URQUHART	40:37	VW55-59	45.79 %	F	80		New PB!	29
182	Vicki JONES	41:01	VW45-49	38.72 %	F	81		PB stays at 00:32:30	60
183	Lily JONES	41:02	JW11-14	38.91 %	F	82		First Timer!	1
184	Halle ROBINSON	41:03	JW11-14	38.29 %	F	83		First Timer!	1
185	Linda TELLIS	41:51	VW50-54	40.54 %	F	84		New PB!	10
186	Amelia MOORE	42:02	JW10	43.10 %	F	85		PB stays at 00:33:08	37
187	Rick MOORE	42:04	VM40-44	33.20 %	M	102		PB stays at 00:23:09	42
188	Matthew FORSTER	42:24	JM10	37.22 %	M	103	The Running Movement	PB stays at 00:30:33	48
189	Samantha SMITH	42:37	VW35-39	35.08 %	F	86	Nuff's Fitness	First Timer!	1
190	Colleen ANDERSEN	42:38	VW55-59	43.04 %	F	87	RIOT Club - Running Is Our Therapy	PB stays at 00:37:36	118
191	Louise BROOKS	43:21	VW50-54	38.68 %	F	88	Woodstock Runners	PB stays at 00:39:40	79
192	Ross TELLIS	43:41	VM55-59	35.79 %	M	104		New PB!	9

Pos	parkrunner	Time	Age Cat	Age Grade	Gender	Pos	Club	Note	Total Runs
193	Cathy CRANE	43:46	VW45-49	37.85 %	F	89	Running Mums Australia	PB stays at 00:36:25	60 
194	Timea ALLERTON	43:48	VW45-49	36.61 %	F	90	Running Mums Australia	PB stays at 00:31:13	65 
195	Tony MELVILLE	44:53	VM65-69	37.73 %	M	105		PB stays at 00:33:11	43
196	Ella JONES	45:18	SW18-19	32.78 %	F	91		PB stays at 00:30:47	11
197	Unknown								
198	Nessan REIDY	49:47	JM10	39.71 %	M	107		First Timer!	1
199	Venessa REIDY	49:48	VW35-39	30.52 %	F	92	Woodstock Runners	First Timer!	82   
200	Dean FORSTER	50:14	VM45-49	28.43 %	M	108	The Running Movement	PB stays at 00:42:41	37
201	Jay GORMAN	53:08	JM10	33.50 %	M	109		PB stays at 00:40:42	11 
202	Unknown								
203	Kylie GORMAN	53:12	VW40-44	29.35 %	F	93	The Running Movement	PB stays at 00:35:45	33
204	Amy GORMAN	53:13	JW10	34.04 %	F	94		PB stays at 00:40:30	11 
205	Unknown								
206	Matthew SAMS	56:03	SM18-19	23.79 %	M	112		PB stays at 00:31:00	13
207	Miles PERRY	56:05	VM40-44	25.08 %	M	113		PB stays at 00:31:54	12
208	Unknown								

Thanks to the volunteers

We are very grateful to the volunteers who made this event happen: Aiden LOUGH, David MCCOWEN, Michelle PEACE, Colleen PERRY, Lyndal SALTER, Wayne WARD, Leanne WARD, Rachel WERNER

Why not [get involved and volunteer?](#)

What is this table?

This table shows the complete results for the specified week at this event. It is automatically shown when you navigate to the results page, but can also be reached by clicking on [Latest Results](#), or by picking a specific week from the [Event History](#) table. If you bookmark the *Latest Results* page in your browser, the bookmark will always take you to the most up to date results table. If you bookmark a results page reached via the *Event History* table, the bookmark will then always take you to that specific week's results.

The columns

- Pos - the runner's overall position in the run.
- parkrunner - is the registered name of the athlete; clicking on the name takes you to that athlete's results page for this event.
- Time - is the runner's recorded time - we record the overall time between the run director's start instruction and the runner crossing the finish line.
- Age Cat - represents the age category of the runner on the day of the run; the first letter represents the major age categories (J)unior, (S)enior and (V)eteran; the second letter represents gender (M)en and (W)omen; the remainder of the category represents a more specific age range. There are two further categories for wheel chair users; WWC and MWC represent Women and Men respectively. Clicking on the result category takes you to that age categories' historical record for this event.
- Age Grade
 - Gives an indication of how well the runner has done relative to their age and gender see [the FAQ article](#) for more information.
- Gender - (M)ale or (F)emale
- Gender Pos- Gender finish positions.
- Club - Running club if registered.
- Note - Note - Comments about PBs (Personal Bests).
- Total Runs - Total number of runs across all parkruns, an indicator of membership of the various parkrun clubs, and their links with partner websites.

As with any of the results tables, the table can be sorted by any column by clicking on the column heading.

Menai parkrun event statistics

Problem with results? please contact menaioffice@parkrun.com

Any questions? Please visit our [support site](#)

Number of events: 186

Number of first finishers: 133

Average number of runners per week: 119.4

Average run time: 00:31:06

Female record holder: Belinda MARTIN - 18:01 - Event 145 (28/10/17)

Male record holder: Mark SIMPSON - 16:37 - Event 181 (14/07/18)

Age graded record holder: Kobe STEWART - 87.54 % - 20:20 - Event 52 (26/12/15)

Number of runners: 3,219

Number of clubs: 151

Average number of runs per runner: 6.9

Total hours run: 1Years 114Days 19Hrs 52Min 10Secs

Number of runs: 22,208

Number of PBs: 4,432

Biggest Attendance: 208

Total distance run: 111,040km

© UKTT Limited (Company Number: 06053983), 13 Holmes Road, Strawberry Hill, Twickenham, TW1 4RF, United Kingdom. [Contact us](#) - [Privacy](#)

Stats last updated : Fri 24 Aug 2018 00:49:17 UTC